



## ISOPHONIC PIPE CLAMP (M8/M10)

For PVC, HDPE, Steel and Copper pipe. Where a high performance, Heavy to Extra Heavy Duty installation is required.

- Choice of close to ceiling, rod suspension or channel mount systems.
- For pipe outer diameters from 53 to 405mm.
- Horizontal, vertical and overhead.
- Sound, vibration and electrolysis protection.
- Suits water, waste, drainage, gas and stormwater pipes.
- Choice of M8 or M10 threaded rod mounting.
- No loss of side screws with plastic washers.
- 2 piece, 2 screw clamp.

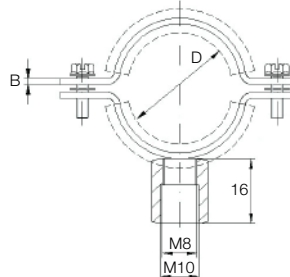


Order No	Nominal Pipe Diam (mm)	OD Size Range D (mm)	Material Size A (wide) x B (thick) (mm)	 Order Qty
115054	50	53 - 56	20 x 2.0	25
115070	65	68 - 72	20 x 2.0	25
115083	80	81 - 86	20 x 2.0	25
115110	100	107 - 112	20 x 2.5	25
115160	150	159 - 166	20 x 2.5	25
115250	225	249 - 254	20 x 2.5	25
115315	300	314 - 319	20 x 2.5	25
115400	375	399 - 404	20 x 2.5	25

Ramset recommends application tests on-site before commencing use.

## TECHNICAL DATA

<b>M</b> MATERIAL Galvanised Steel	<b>RUBBER INLAY</b> EPDM	<b>SOUND REDUCTION</b> 18dB(A)	<b>DIMENSION OF SIDE SCREW</b> M6
<b>T</b> TEMPERATURE RESISTANCE -40°C to +110°C	<b>F</b> BREAKING LOAD IN TENSION 6000 N (600kg)	<b>SAFE WORKING LOAD IN TENSION</b> 2000 N (200kg)	<b>SOUND PROTECTION</b> DIN 4109



## SUGGESTED INSTALLATION METHODS:

### Threaded Rod Hanger with Heavy Duty Pins pg 24,79

- Choice of bracket to suit application.
- *Pulsa* Gas or Powder Load fixing.
- Suits small to large pipe diameters.
- Use for light to heavy duty loads. (See load data).
- Reduces total installed costs.



### Drop-in Anchors (flanged) with Threaded Rod pg 56,82,92

- Installs flush with surface for correct pipe alignment.
- Internally threaded anchor. Range of sizes.
- Double thread, Short rod (M6/M6 or M6/M8) for close to ceiling use.
- Medium to Heavy duty applications.



### Surface Mounted Plates with Fixings pg 26,57,88

- Overhead, vertical and horizontal mount.
- Close to ceiling welded bolt plate (M10). No threaded rod required.
- Welded nut plate (M8/10). Cut rod length to suit job.
- Install with *Pulsa* Gas or Drill/anchor methods.
- Choice of anchoring method:
  - AnkaScrew 5x30mm Hex.
  - *Pulsa* Gas pins with washer assembly.
  - RediDrive 5x30mm hammer-in anchor.
  - ShureDrive nail-in anchor.



### Perforated Channel with Accessories pg 54,57,88

- Choice of ceiling, wall and suspension mounting.
- Less fixings, faster clamp installations.
- Compact, high strength channel for multiple fittings.
  - Rail bolt connector (M10). Screw-on pipe clamp. Push and twist mechanism to locate bolt. Allows longitudinal movement.
  - Rail plate nut (rectangular, M10) Mount threaded rod to channel. Use with Hex nut/washers.
- Fixed and sliding mount positions.
- Choice of anchoring method:
  - AnkaScrew 5x30mm Hex.
  - *Pulsa* Gas pins with washer assembly.
  - *DynaBolt* (M6)

